


VX 22 series

Circular, linear
and non-polarized
chart displays






Chart displays that adapt to your needs

The 23.6" LCD display is available in three versions: circular, linear, and non-polarized, allowing it to be adapted for any request and clinical requirements. This screen has been designed for optimal results in the exam room thanks to its ergonomic design, streamlined style, and the large number of tests included.



1

VX 22 CP top-of-the-line circular polarized screen

Thanks to its circular polarized screen, all vision tests can be performed regardless of the patient's position.



2

VX 22 LP linear polarized screen

This device offers linear polarization for binocular, stereoscopic, and monocular vision testing with optimal quality.



3

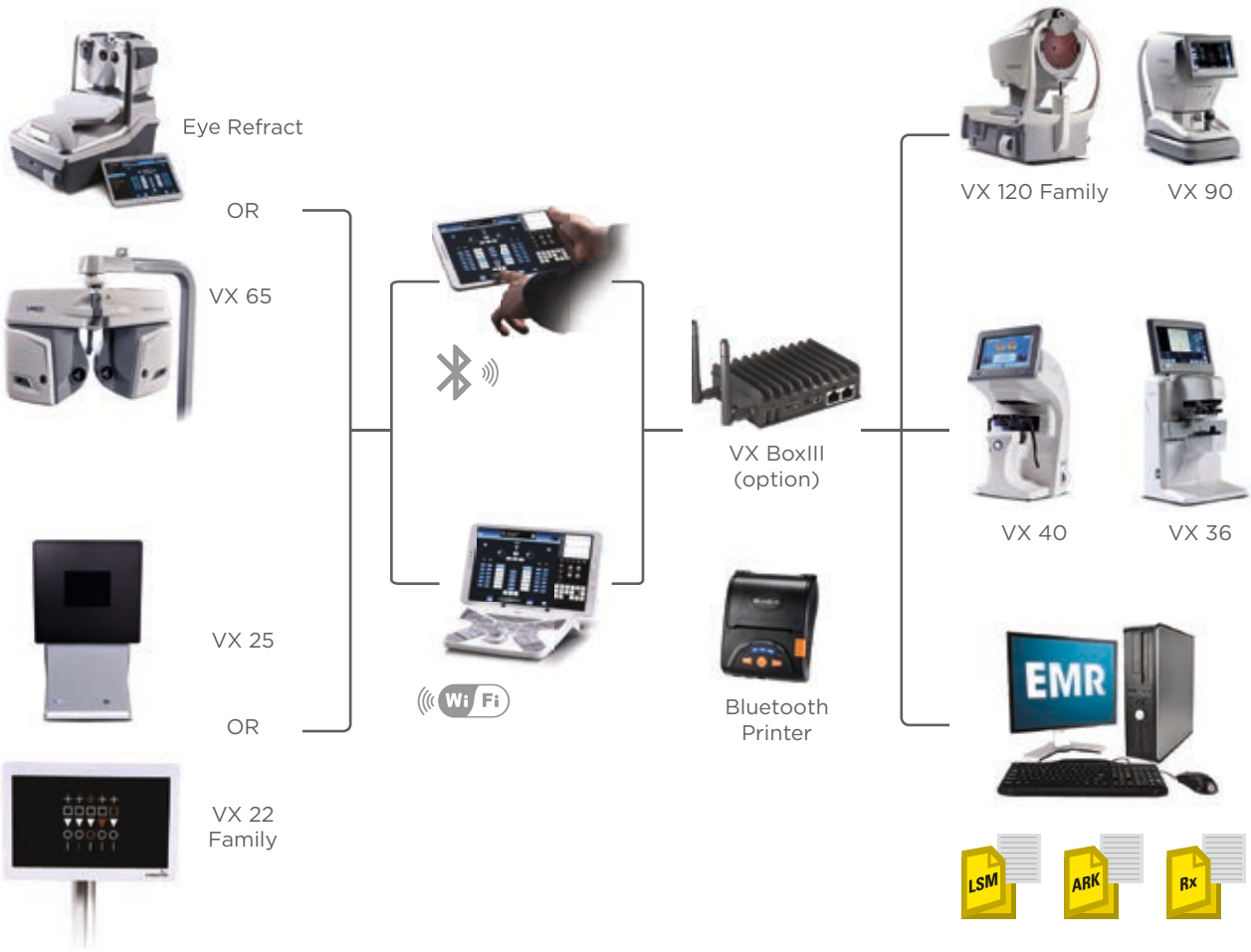
VX 22 NP entry-range non-polarized screen

This product offers a wide range of tests and features, a highly ergonomic design, and simplified operation.

Integrate with the Visionix suite of equipment and EMR*


- Full data management dashboard to manage your data from external devices (EMR/ARK)
- Import data wirelessly from other devices (such as AR/K and lensmeter) via VXbox
- Export refraction data into your EMR system at the touch of a button

* Electronic medical reports



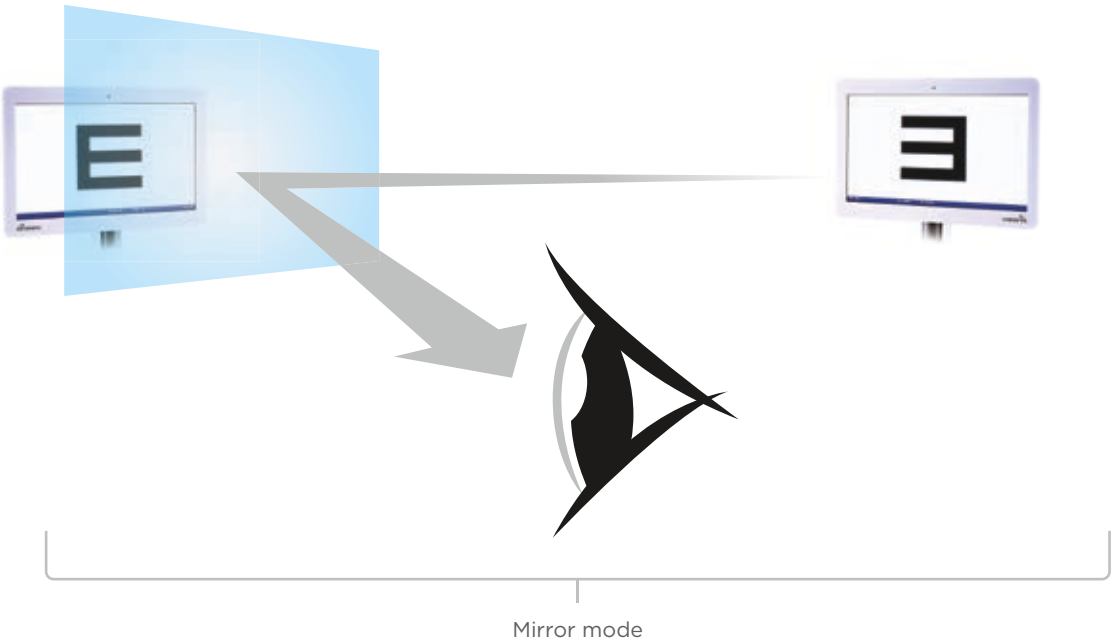

Fully compatible

The chart display can be synchronized with the A.I. powered binocular physiological refraction system or the VX 65 digital phoropter through optional cables or WiFi. Once synchronized, changing the charts is possible thanks to the VX 65 remote panel or Eye Refract tablet.




Optimized reading distance

The reading distance can be set between 6.5 to 26.25 ft, or in mirror mode for small spaces. The chart size can then be reduced or enlarged depending on the reading distance to maintain the same visual angle.



MAIN FEATURES

- Screen size 23,6"
- Amsler grid for AMD detection
- ETDRS chart with automatic scoring
- Randomization to avoid memorization
- Anti-aliasing to avoid pixel effect
- Radio remote control or Acuitab app
- Webservice control via tablet with IOS Android feedback



REMOTE RADIO CONTROL

The wireless remote control communicates via radio frequencies. As a result, it has an increased range and allows the practitioner to avoid having to point the remote control at the screen to change tests.



CONTROL YOUR CHART DISPLAY WITH THE ACUITAB APP*

Control your chart display with the Acuitab App*. The "tablet" application allows two-way communication between the display and the tablet (the tablet orders the test and the display sends information about the displayed test back to the tablet).

*ref. 8230-1040-01 tablet not included).
Possible control from any tablet (via web browser).
Minimum resolution requested 1280x800.



Series of optotypes & tests


COMMON TESTS FOR THE 3 CHART DISPLAYS



Letter



Digit



Landolts rings



Snellen




Kids



Geometric



Learning Pic



Amsler




Sheridan




ETDRS




Astigmatism



Dot chart




Jackson Cross



Ishihara




Kids Movie



Polarised balance




Red green balance



Stereoscopy




Mallet test




Fusion




Worth tests




Schober test



Pelli Robson



Regan test



Dazzle halo



Dazzle driver



Dazzle recup

Optotypes & tests for polarized chart displays VX 22 LP and VX 22 CP

TESTS AVAILABLE FOR THE POLARIZED CHART DISPLAYS



Pola binocular balance



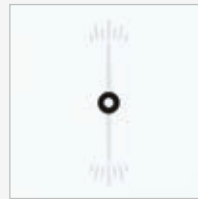
Binocular duochrome polarized



Binocular duochrome polarized



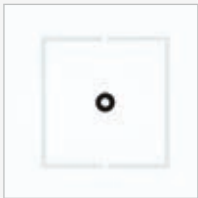
MKH 01 Cross



MKH02 indicator



MKH 03 double indicator



MKH 03 coincidence test



MKH 05 Stereo test with triangle



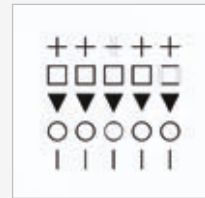
MKH 06 reduce stereo test with triangle



MKH 07 stereo balance test



MKH08 reduced stereo balance test



MKH09 differential test



MKH09 differential test B



MKH 12 Cowen test



3D test



Binocular immersive vision

For these tests it is necessary to use the polarized frame supplied with the chart displays



Technical specifications

DIMENSIONS:

WIDTH	585 mm (23.03 in.)
DEPTH	46 mm (1.81 in.)
HEIGHT	380 mm (14.96 in.)
WEIGHT	3,8 kg (6.61 lbs)
VOLTAGE	DC 24 V - 60w
STANDARDS	CE
VX 22 NP	8240-0022-00
VX 22 LP	8241-0022-40
VX 22 CP	8241-0022-31

Compliance with Regulation
EU 2017/745 on medical
devices - Class I"
IEC 60601-1
IEC 60601-1-2
ISO 15004-1

General features

- Screen size 23,6 inch
- Resolution 1920x1080
- Luminance 250 Cd/m²
- Reading distance 6.5 to 26.25 feet
- Visual acuity 0,1 to 2,0
- Power supply 100-240V CA- 50/60 Hz - 1.3A
- Built-in speaker
- Interface RS 232, IR, 4 Usb, VGA, Hdmi, Lan
- Built-in LED for external fixation point
- Possible media support for advertising purposes ASF, WMV, WMA, OGG, MOV, RM, RA, RAM, MP4, MPEG, AVI, VOB, MPG

Stands and Mounts



Accessories

- Batteries for remote control dongle
- USB stick
- Radio remote control
- Power supply cable and transformer
- Matching accessories for child tests
- Red / green frame
- Circular polarized frame





INNOVATION TO UNLOCK YOUR POTENTIAL

VISIONIX US

160 North Eisenhower Lane, Lombard, IL 60148
Tel. US: + 1 800 729 1959 - Canada: + 1 905 760 2420
contact.us@visionix.com

www.visionix.com